



Vietnam Ministries  
PO Box 61  
Liberty, IN 47353

Southeast Asian Orphan Foundation  
PO Box 135  
Liberty, IN 47353



Tel: 765-458-1340 or 765-580-0808

E-mail: [info@vnmliberty.org](mailto:info@vnmliberty.org) or [info@seaof.org](mailto:info@seaof.org)

---

## PLANNING A VISIT TO VIETNAM INFORMATION FOR VISITORS SCHEDULING A TRIP

Rev. January 2019

The following information contained in this letter is in response to your request to visit.

All of us at Vietnam Ministries/SEAOF would like to thank you for your interest in visiting Vietnam to see the works in the country. All visits are dedicated entirely for seeing the ministries which we have operating in the country. Visits will not involve any evangelistic or “hands-on” labor in the field. All such activities are strictly illegal under the current Communist Regime in Vietnam. Nevertheless, we guarantee that it will be a life-changing event.

We realize that for most of you this visit will be an overwhelming occasion, and it is our desire that you enjoy a life-changing experience on this trip. Therefore, we have enclosed some important and necessary information to make this trip as trouble-free and uncomplicated as possible. **Please carefully read it in its entirety, the information contained in this document is very important and will prove extremely valuable for your visit.** If you have any unanswered questions, please contact our U.S. office. It is best to communicate via e-mail if possible, at: [info@vnmliberty.org](mailto:info@vnmliberty.org) or [info@seaof.org](mailto:info@seaof.org)

### Scheduling a Visit

We are somewhat flexible concerning the time of your visit, the only prerequisite we need is to have approximately **four to six months notice** for scheduling; and to make all of the necessary preparations for your stay. We ask that you plan your stay in country for seven to ten days at the most in length; this is to accommodate the busy schedules of all that work for Vietnam Ministries/SEAOF. We do ask that you plan your trip for some time within the following time frames; the month of March, the last two weeks in July through the first two weeks in August, and the month of November. These time frames allow for the least amount of disruption to the operations of the ministry. Exceptions may be made at the discretion of Mike Roberts and our staff, only if previously discussed.

We can accommodate several adults during a visit; and the best group size that fits our transportation and staff resources is 1 to 4 people, although it is possible for us to accommodate a larger group than this (unless we have scheduled a special event for a large group attendance). All minors must be accompanied by a responsible adult or guardian and a legal completed copy of “Travel Authorization” and “Authorization of Medical Treatment” forms must be submitted to us before departure; these forms should accompany the legal guardian at all times. All minors should be at least 10 years of age, and children between the ages of 10 and 15 would be best accompanied by a parent; preferably the father. Please understand we cannot accommodate single women of any age travelling alone; they must be accompanied by their husband, father, or another relation such as a brother, uncle, etc. Please be advised, the travel environment in Vietnam is not well suited for women (i.e. public restrooms, etc.) so you should plan accordingly when traveling inside the country.

Please submit in writing the desired dates that you wish to plan your visit to Vietnam and the number planning to attend; mail this to our U.S. office, or e-mail address above. After receiving your request concerning the dates of your arrival and departure, we will notify you as soon as confirmation is received from Vietnam; we will do our best to accommodate your requested dates.

### Airfare, Passports & Entry Visas

*It is the responsibility of each person to obtain their own Airfare, Passport & Entry Visa*

#### Airfare

The port of entry into Vietnam will be through Tan Son Nhat International Airport, Ho Chi Minh City (Saigon), Vietnam. This will be your final destination as you arrive in Vietnam, so please book airline tickets accordingly. We do not recommend any Travel Agency in particular; it is the responsibility of each individual to obtain their own airfare. You may book airline tickets anytime, but you must have a Passport to obtain an Entry Visa. Request a Tourist Entry Visa to be included along with your tickets when calling to purchase airfare. Contact a Travel Agency to get current prices for roundtrip airfare,

including Entry Visas. Of course, Economy/Coach tickets are usually the most reasonably priced, but airfare may vary quite a bit depending on the time of year (holidays, etc.).

## Passports

A valid Passport and Visa are required of all foreigners visiting Vietnam. Visas are issued by the Vietnamese embassy in Washington, D.C., or may be obtained through most travel agencies. Visa applications can take 2-3 weeks for the entire process, unless you obtain expedited processing. First time passport applications can take as long as 8-10 weeks to process before receipt of your passport using standard service, although expedited services are available for an extra fee.

To obtain a passport for the first time, you need to go in person to any passport acceptance facility located throughout the United States with two passport photographs of yourself, proof of U.S. citizenship (which requires a *Certified Birth Certificate* issued by state, county or city, if born in U.S. – if you do not have a *Certified Birth Certificate* already, it can take up to 4-6 weeks to receive), and a valid form of photo identification, such as a driver's license. Acceptance facilities include many Federal, state and probate courts, post offices, some public libraries and a number of county and municipal offices.

You'll need to apply in person if you are applying for a U.S. passport for the first time; or if your expired U.S. passport is not in your possession; or if your previous U.S. passport has expired and was issued more than 15 years ago; or if your previous U.S. passport was issued when you were under 16 years of age. The following information is from the U.S. Department of State Passport website <http://travel.state.gov/passport>

### Passport Fees

Please check the U.S. Department of State website for current costs and information concerning passports, you also may find much useful information about traveling on their site at: <http://travel.state.gov>



## **VISAS** - Consular Services, Embassy of the Socialist Republic of Vietnam in the United States

A Visa may be obtained through most travel agencies when purchasing airline tickets or by the Vietnamese embassy in Washington, D.C.

(The following information is taken from the U.S. Embassy of Vietnam's website: [www.vietnamembassy-usa.org](http://www.vietnamembassy-usa.org))

### How to Apply for a VISA to VIETNAM?

Visit [www.vietnamembassy-usa.org](http://www.vietnamembassy-usa.org)

On the blue toolbar scroll over "Consular Services" and click on "Visa".

On the instructions, go to **2. Apply online and receive loose-leaf visa by mail** - and click on the blue "Click here", which will open the Visa Application Form.

The first part of the application is for the required photo and the passport image.

Use an iPhone or other smartphone and take the pictures in front of a white background. You can use the free app PhotoShop Express to crop the photos to the passport size required in the application.

Use a scanner to scan the 5x7 ID page in your passports and save these scans as .jpeg files. If you do not have access to a scanner you may be able to take a photo with a smartphone; just make sure none of the information is cut off.

In the application, you will be required to "Choose File" for the photo and the ID page. Simply choose the file with the photo for the passport photo and the file with the ID page for the passport.

Then you will need to answer the application questions for the Personal Information, the Visa Information, and the Contact Information (all on one page). Be sure to type TOURISM in the blank for item 7. Purpose of Visit.

Check the reCAPTCHA box and click Next.

A page should appear with all of the information that you have filled out and with your passport photo and the ID page of your passport. At the bottom, date the application and "sign" it by typing in your full name. Then click "Next".

A page should appear confirming that your application has been successfully completed and submitted and you should be given an application confirmation number. Save this for your records!

An email should be immediately sent to you with instructions to text your confirmation number to the embassy number in Washington to verify that your application was not spam.

Next, you should receive an email from the embassy with the status of your application and with the fees for your visas. You can pay these by PayPal to the Vietnam Embassy.

After processing the payment, your visas should be issued within three days and sent to you by overnight FEDEX.

Email: [info@vietnamembassy.us](mailto:info@vietnamembassy.us)

Telephone: (202) 861-0737

Processing Time: At least five business days are required to process visa applications with approval. Expedited processing will take one to two business days after the Embassy receives the application (additional fee required).

Please do not make telephone inquiries on the status of your application (make sure that you keep your passport number for this request) until after the 1st business day for an expedited case and the 3rd business day for a regular case.

The Embassy will be closed on Saturday, Sunday. Please take into consideration US and Vietnamese holidays when you plan your visa application. In addition, no mail can be delivered at the Embassy during weekends and holidays.

For further information, please contact the Consular Section of the Embassy:

Opening hours: 9:30 – 12:30 and 14:00 - 17:00 Monday through Friday at the Embassy

Telephone: 2028610737 ext. 118/121/122/123/125/129/113

Fax: 202 861 0917

Website: <http://www.vietnamembassy.us>

Address: 1233 20th Street, NW, Suite 400, Washington, DC 20036

\* Applicant is responsible for checking accurate information on visa being issued by the Embassy. In case of mistakes, please contact the Embassy immediately for correction. Otherwise, applicant is fully responsible for the mistakes.

\* In case of emergency, please call: (202) 716 8666 or (202) 531 5362

## Precautions when filling out Applications for Entry Visas

As you probably know, Vietnam is still a strict Communist country, and any kind of evangelism or mission work is strictly prohibited. Therefore, certain guidelines must be followed when applying for an Entry Visa to Vietnam. An Entry Visa application must be completed for each person tickets are booked for (be sure to fill out every line).

Please observe the following guidelines when filling out the application for an Entry Visa to Vietnam. Some of the forms and processes have changed but if you are asked any of the following questions, be sure to follow the guidelines provided below.

Profession:

**PLEASE NOTE - If you are a pastor, evangelist or full time church employee, etc...**

- **DO NOT enter this as your profession.** You must use a profession other than this. (i.e. "Teacher")
- Place of Employment: Enter "Self Employed."
- Telephone (office): Enter your home telephone number or Cell.

Purpose of visit to Vietnam:

- Enter "Tourist," you will be entering the country as a TOURIST.

Name, address of your contact in Vietnam:

(*sponsor, host, hotel*)

- Do not enter Vietnam Ministries, SEAOF, or Mike Roberts by name as a contact. Please use the name of the hotel you will be boarding at for this entry. If you do not have a particular hotel chosen, and we have arranged your hotel accommodations, please use the Hotel name and address information which we will provide you with.

## Information Vietnam Ministries/SEAOF requires from each scheduled Visitor

### PLEASE NOTE:

**We must receive the following information for each visitor a minimum of 6-8 WEEKS before scheduled departure.**

After receiving your airline tickets and Entry Visas we will need the following information from you:

- A photocopy of each person's Passport and Visa. (***This is for pre-registration purposes for the local government agencies so we can take you into the areas where SEAOF operates. We must have this info at least 6 WEEKS in advance of your departure, the sooner the better. Without these documents from you we cannot take you into the areas where SEAOF operates.***)
- The name of the Airlines you will be flying when entering into Vietnam.
- Arrival and Departure dates.
- Flight Numbers for arrival and departure. (A photocopy of your flight itinerary is also acceptable)

Please mail or e-mail all of the above information to our U.S. office as soon as you obtain it, so we can begin making the necessary arrangements for your visit.

## Entering the country of Vietnam

Prior to landing in Vietnam, you may be required to fill out an immigration and customs declaration form on the airplane. The flight attendants can help you fill them out if you need clarification on an item. Most of the info required on this form is self explanatory. Cameras, Video Camcorders and such are not subject to duty, so you will not need to claim anything - if in doubt about something, ask the flight attendants. When going through immigration at the airport, you will be given a copy of this immigration paperwork. **YOU MUST KEEP THIS PAPER IN ORDER TO GET OUT OF THE COUNTRY.** Always keep this immigration slip with your passport in a locked safe. You must have it to leave the country!!

**Please, do not mention Vietnam Ministries, SEAOF or Mike Roberts** by name to any government agency or when filling out any entry paperwork. You are entering as a **tourist** only.

**When entering the country please do not attempt to bring in any type of tracts, Bibles, or Christian literature, as this will certainly cause problems, and may result in deportation.** You may carry in ONE small, personal Bible; this is acceptable and will not cause any problems.

After exiting customs and leaving the airport gates (attached towards the end of this document is a layout of Tan Son Nhat International Airport for reference), you will be met by Mike Roberts and our staff personally unless you notify us otherwise. All Vietnam Ministries/SEAOF staff members will be wearing light blue hats and/or shirts marked with SEAOF emblems and logos; they may also be holding a sign marked SEAOF along with our logo (as shown on last page of this packet) so you can easily recognize them.

## Important Guidelines and Protocol to observe while inside the country of Vietnam

**As mentioned previously, Vietnam is still a strict Communist country; any kind of evangelism or mission work is strictly illegal and will not be tolerated. The government authorities do have the power (and do use this power) to expel foreigners or even sentence such offenders to jail. While inside the country you must refrain from any kind of evangelistic activities; and do not engage in discussions with anyone about the Bible or Christianity in general, and absolutely under no circumstances should you ever engage in any discussion about SEAOF or Vietnam Ministries Missionary activities, prior to approval by Mike Roberts or Vietnam Ministries/SEAOF's staff. This is for your protection and the protection of all involved in this ministry who have risked their lives to accomplish what the Lord has called them to do in Vietnam. Also, the lives and welfare of all our orphan children depend on our visitors abiding by these guidelines.**

We realize that these guidelines may seem extreme, but unfortunately, they are required, and must be stringently adhered to in order for us to maintain a long-term ministry in this Communist country." We must state it plain and simple: please do not come to Vietnam if you cannot abide by these guidelines!!! We cannot afford to risk the security of this ministry and the lives of those involved because of someone who refuses to abide by these rules!!! Our desire is for you to have a real, life-changing experience by seeing firsthand what the Lord has accomplished with all who labor and are involved in Vietnam Ministries/SEAOF on the field in Vietnam. Thank you for your cooperation concerning this matter; and also for your prayers and support for Vietnam Ministries/Southeast Asian Orphan Foundation.

## **Travel Tips and Information about Vietnam**

For most who visit Vietnam for the first time, the big surprise is that it is an exciting, and remarkably beautiful place, and nearly all of the people, especially in the south, love Americans. While it is the world's third poorest country, it has one of the world's fastest growing economies.

### ***Entry and Exit Procedures***

#### **Visa**

Any foreigner wishing to visit Vietnam must fill out one 1 entry visa application form. The paperwork must be sent to a Vietnamese diplomatic representative office (the embassy of Vietnam in Washington D.C.).

#### **Customs**

All visitors to Vietnam should fill in declaration forms and show their luggage to Customs officials on request. Luggage, personal possessions and goods brought to Vietnam in amounts sufficient for personal use only, and not listed among noncommercial goods not to be imported, are exempt from tax.

Travelers' luggage as declared at Customs offices on arrival must be shown again at Customs when leaving Vietnam, except for articles which have been consumed or given as gifts.

Visitors to Vietnam can bring with them unlimited amounts of foreign currency, objects made of gold, silver, precious metals and gemstones or plated with silver or gold, but these must be declared in detail on their customs forms. Travelers can change their money for Vietnamese dong (VND) at the banks, hotels and jewelry shops throughout the country. Foreign currency should be changed into Vietnamese dong for shopping. Travelers can take with them unlimited amounts of souvenirs bought with receipts.

#### ***When to Visit***

There is probably no such thing as a bad time to visit Vietnam, although weather is usually a factor for most visitors. The hotels are air conditioned, so it makes sleeping at night tolerable. November through January are probably the most temperate months of the year especially in the South. March through June is probably the hottest time of the year. July through September falls into the rainy season, and the weather can be cool at times, though punctuated by daily torrential downpours. Tet (Lunar New Year, which is also celebrated as Chinese New Year) is always a heavy travel time. While the exact date changes each year, Tet normally comes in February. Since most businesses close and people return to their home villages, airfare is at a premium and we do not host any visits during this period of time.

#### ***Health Matters***

Vaccinations are not required to enter Vietnam, unless you are coming from an infected area. We do not mandate to any visitors what they should do about this issue, however, you may want to ask your own physician (or a medical clinic which specializes in overseas travel) about prudent health precautions before you go. Vaccinations for cholera, typhoid fever, hepatitis A & B, tetanus and polio may be in order if you have any concerns. Travel outside of major cities (most of SEAOF's orphanage work is located in rural areas in the Mekong Delta region) may warrant bringing an anti-Malaria drug, and also a precautionary prescription for Ciprofloxacin or some other antibiotic which treats diarrhea; this could be worth the trouble and expense if it is needed.

If you take prescription medicines regularly, keep them in your carry-on luggage instead of the bags you check. Lost luggage could end up causing an unnecessary health crisis. Very few pharmaceuticals require a prescription in Vietnam. However, Vietnamese pharmacies are very limited when it comes to the availability of prescription medications.

#### ***Water***

It is not advisable to drink tap water in Vietnam, but bottled mineral water is safe and available everywhere. Ice in drinks is generally safe ONLY in good standard hotels and restaurants, but it is best to avoid it in street cafes, restaurants, food vendors or in rural areas (if you are in doubt, avoid ice altogether). It is advisable to brush your teeth with bottled water and try to avoid getting tap water in your eyes. If in doubt about any situation concerning water, ask our staff.

#### ***Accommodations***

Hotel accommodations can vary widely in amenities, services and costs. The average 2-3 star hotel room with a double bed will average \$25.00 - \$40.00 US dollars per night. There are some more extravagant Westernized hotels that can be booked for your stay if you wish to pay the extra costs associated with the nicer amenities which are offered, however, these rooms can run as high as \$60.00 - \$120.00 per night. Please notify us of your preference in hotel accommodations ahead of time so we can plan accordingly.

Always carry a photocopy of your passport and visa and leave the real copy locked up safely at your hotel. Registration is required everywhere you go in Vietnam. Hotels and private hosts must register your presence with the police. You

will be expected to hand over your passport, along with your visa when checking into a hotel; the hotel will keep this in a locked safe for you.

### **Money**

Vietnam's official currency is the Dong, and the smallest bill is worth about a quarter of a US cent. Depending on the exchange rate, you will get between 19,000 and 22,000 Dong for each US Dollar. Changing \$100.00 USD into Dong will make you an instant millionaire and get you a wad of bills as thick as a large dictionary.

Vietnam's unofficial currency is the United States Dollar. At major shopping areas, hotels and restaurants especially in Ho Chi Minh City (Saigon), you can use Dollars and Dong interchangeably and in practically any combination. It is possible to exchange foreign currency and travelers checks at banks throughout Vietnam, though some banks charge a commission of as much as four percent. Most merchants and hotels will not accept Travelers Checks at all. Very few places take credit cards, so do not plan on being able to use them; however, you may wish to bring one credit card with you in case of an emergency where a large expense might be incurred.

Cash can be exchanged at hotels and some shops, particularly jewelry stores, however, it would be best if you allowed SEAOF's staff to take care of exchanging money for you, this will ensure the best exchange rate. So please bring cash for your trip, preferably brand-new \$50.00 or \$100.00 bills; you will get a better exchange rate with a clean, crisp \$100.00 bill than a worn \$10.00 or \$20.00 bill. If bills are damaged or worn they may not be acceptable for exchange at all, so please bring brand-new currency with you so there will be no problems.

### **Estimated Necessary Expenses**

Airfare: \$1,500.00 - \$2,000.00 per person, including Entry Visa (round trip economy class). Airfare will increase the closer the date is to Holidays, especially Christmas.

Hotel: \$25.00 - \$40.00 per night (double-bed room)

Food: \$10.00 - \$15.00 per day, per person (will depend on your preference of cuisine)

Miscellaneous: You may wish to bring some extra cash for souvenir shopping etc., or any other small expenses that may arise.

### **Travel within Vietnam**

We will provide all transportation requirements for the duration of your approved visit. This includes services from and to the Airport for your arrival and departure; and all predetermined travel from point to point during your stay. Once your tour with us is completed, and you wish to remain in country for an extended period of time we cannot furnish transportation for you, but we can recommend some options for you to get around.

### **Communications in Vietnam**

Nearly all U.S. Cell Phones will not work in Vietnam (although some U.S. providers such as Verizon are now established) unless you have an International World GSM Cellular Phone and Service Provider. These phones can be rented from a variety of Service Providers in the U.S. that offer this kind of service for travelers who require phone service overseas. We can provide emergency phone service only through our field cell phones; and there are some places in Vietnam that offer Internet Telephone Services at discounted rates, but these sites are not readily available everywhere, otherwise making a call from a Hotel room can be very expensive. There are also Telephone Service Providers who offer International Calling Cards, this also is an alternative for those who need to make calls to the U.S. while in Vietnam. (**Note, if making a call from Vietnam to the U.S., please do not engage in discussions about the Bible or Christianity in general, and absolutely under no circumstances should you ever engage in any discussion about SEAOF or Vietnam Ministries Missionary activities, prior to approval by Mike Roberts or Vietnam Ministries/SEAOF's staff.**)

**Time Zone:** Vietnam time is 7 hours ahead of Greenwich Mean Time (GMT). [This translates to exactly 12 hours *ahead* of U.S. Eastern Standard Time (11 hours *ahead* of U.S. Eastern Daylight Savings Time.)]

### **What to Take with You**

Modest and appropriate dress is required. Southern Vietnam is tropical year 'round and people dress comfortably and casually; we will not hold any events that will require visitors to wear formal apparel. Light weight cotton fabrics will be comfortable at any time of year. While they may resist wrinkles, synthetics and blends are miserably hot. For the most part, Vietnamese dress modestly, and immodest dress is offensive to them.

Remember that Vietnam is a tropical country; most of the year it is warm and humid. If you are not used to tropical weather, be prepared to shower and change your clothes often; however, it is not as hot and humid from November through March. Practically every hotel in Vietnam has a laundry service, which is usually quite inexpensive; this will allow you to pack light for your stay.

**Here are a few things you should not travel without:**

- Photocopies of your Passport and travel Visa.
- Cash in brand new US \$50's and \$100's.
- Flashlight, alarm clock, sunglasses, sunscreen, insect repellent, personal toiletries, lightweight cotton clothing and good breathable walking shoes (sandals are also appropriate).
- A folding umbrella, poncho or lightweight rain gear is a good idea, especially if you plan to visit during the rainy season. The wettest months are July and August.
- Zip-lock bags. They are cheap, disposable, and keep all kinds of things fresh and dry.
- It is a good idea to bring small packages of tissues or toilet paper and also some sterile antimicrobial/antiseptic hand wipes.
- Basic First-Aid supplies; Medications, Prescription Meds, Aspirin, Tylenol or pain reliever, Anti-Diarrhea Meds.
- Video Camcorder and blank cassettes. Camera and Photo film. While 35mm print film is widely available, it may not always be fresh or properly stored. Slide film may be difficult or impossible to find.
- Power travel converters. Most everything in Vietnam operates off of 220V 50Hz outlets, some of the hotels offer 110V outlets, but come prepared.
- Money belt or fanny pack. As you will soon read, cash and small personal items are attractive to pickpockets. Leg wallets are acceptable but can be uncomfortable.

***What to Leave at Home***

The Socialist Republic of Vietnam is very particular about the things which it will allow visitors to bring into the country. No religious materials, Bibles, books or tracts will be tolerated for import into the country, and could result in immediate deportation. As mentioned previously, only one small personal Bible tucked inside of your carry-on would go unnoticed, and would not cause any problems if you wish to bring one. Seditious propaganda, or items that are culturally offensive are positively forbidden. You may not take videos or audio tapes into Vietnam without the permission of the customs inspector. Illegal drugs of any kind are absolutely forbidden and possessing them could cost you your life.

***The Proper Attitude***

How much you enjoy your visit to Vietnam can depend a lot on your attitude. Many things we take for granted at home are sometimes challenging here. Something as simple as crossing the street can become a maddening ordeal because the traffic laws and customs in Vietnam are not the same as America.

In some places you will be pestered dozens of times a day by children selling gum, cigarette lighters, shoe shines, and tourist junk. You will also be approached by beggars desiring money, food or anything of value. Many of these beggars are professionals trying to get a free handout from unsuspecting tourists; they are not legitimate. Do not hand them anything - if you wish to give something to a beggar please check with our staff first before handing them anything. The government of Vietnam does not want unsuspecting foreigners promoting this kind of activity, so please check with our staff workers first.

Sometimes the heat is simply miserable and unbearable. At times people may gawk at you like you just stepped off a flying saucer from outer-space; for many of the people out in the rural areas, it may be the first time they have ever seen a foreigner.

Humor, patience and kindness are great virtues here. Taking these with you will help your visit in Vietnam. However, people who are obsessed with timeliness, cleanliness and order will probably have a terrible time; you must remember, Vietnam is a third world country; organization, promptness, cleanliness and hygiene are not always prominent qualities found among the people.

***Traveling Safely***

Vietnam is probably one of the safest countries to travel in. Violent crime is not commonplace anywhere in Vietnam, making it one of the safest countries to visit. You will probably notice that most police are not armed—even with a stick. While carelessness about personal safety is just as foolish in Vietnam as it is at home, foreigners need not feel particularly unsafe on Vietnamese streets, especially in southern Vietnam.

However, petty thefts and pick-pocketing are not unusual, and is prevalent mainly in the large cities and towns; therefore, you should not be paranoid about this, but just be aware of your surroundings. Not only are Vietnamese extremely poor, they are wildly fascinated by the wonderful things foreigners bring with them. Wearing a money belt to keep your cash and valuables in is ideal, but you are more likely to lose a camera, a watch, or a pair of sunglasses, etc., no matter how cheap; especially if these items are not securely attached to your person. You should carry your valuables in a fanny pack or some kind of carry pack that is well secured to your body and cannot be jerked off of you. Any personal property which leaves your hands for even a moment could quickly find its way into the hands of a thief. Don't set your camera down on a park bench, table or chair next to you that is in an open public environment. And don't set your five-dollar drug-store sunglasses with the shiny golden frames down on the table of a crowded café, restaurant, or shop when they can

just as easily go into your pocket; that is if you want to keep them. To the Vietnamese, you are extremely "rich" and they figure you will probably not miss it anyway. Petty theft is not as prevalent out in the rural areas of Vietnam.

Before venturing out from your hotel, ensure you have a hotel business card from the reception desk just in case you might get separated from Vietnam Ministries/SEAOF's staff personnel or in an emergency situation. This will make your return to the hotel in a taxi or cyclo much easier.

Thank you for taking the time to read this material, as stated before, this important and necessary information is provided to make this trip as trouble-free and uncomplicated as possible. The information is very important and will prove extremely valuable for your visit, and if you have any unanswered questions please contact our U.S. office. It is best to communicate via e-mail if possible, at:

[info@vnmliberty.org](mailto:info@vnmliberty.org) or [info@seaof.org](mailto:info@seaof.org)

We hope you have a pleasant and rewarding visit that will be life changing as you witness first-hand what the Lord is doing in the country of Vietnam.

Sincerely, all of us at Vietnam Ministries/SEAOF



# Tan Son Nhat International Airport

## Airport guide

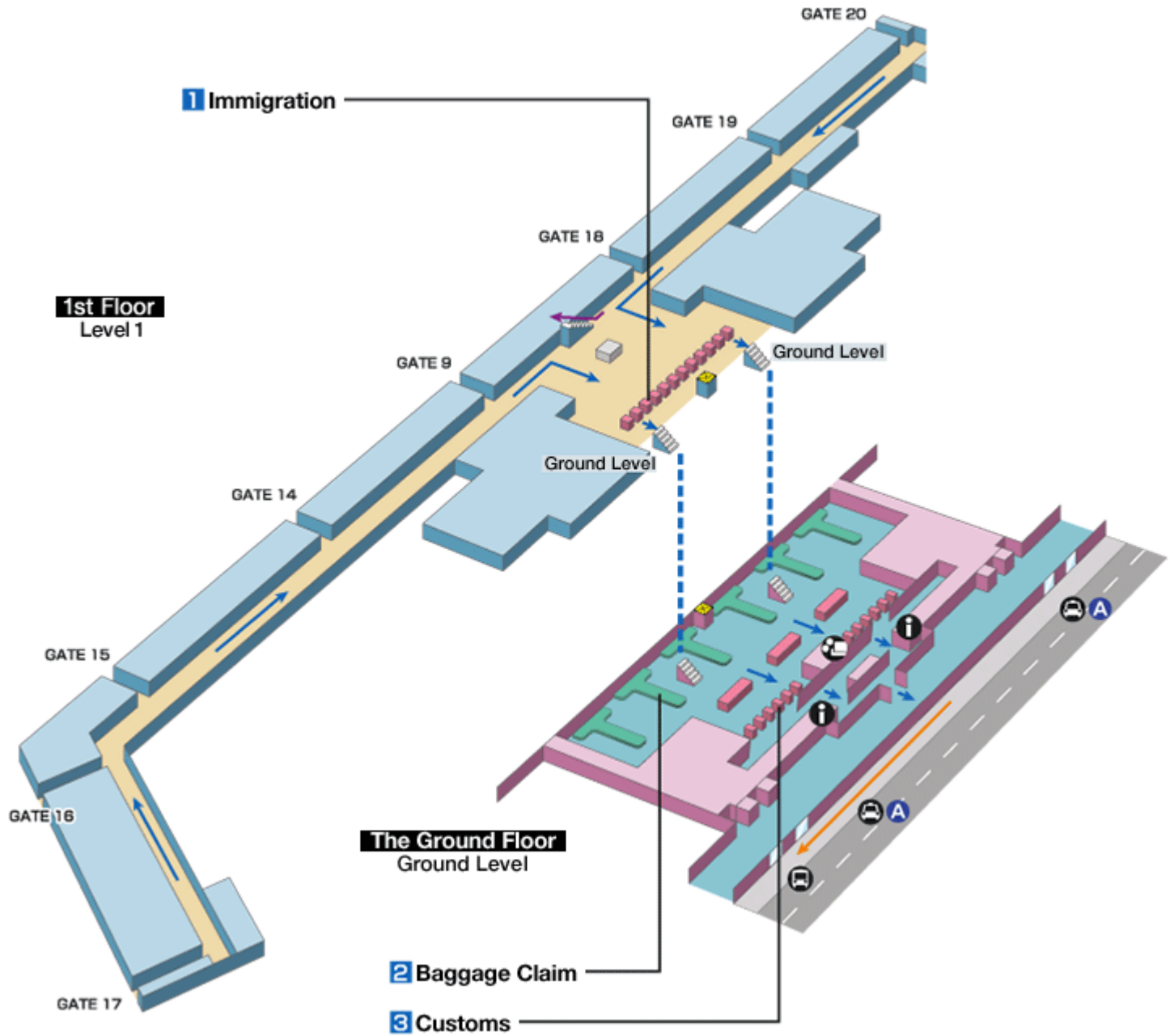
### Airport Summary

Ho Chi Minh is the largest commercial city in Vietnam. Fashionable stores and restaurants abound, attracting many tourists. Tan Son Nhat International Airport is located approximately 8 km from this vibrant city. Most tourists arrive at Vietnam through this airport.

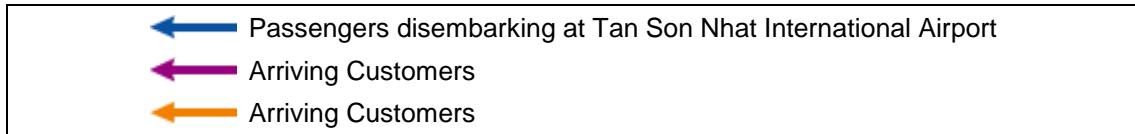
### Arrival



### Arrival Terminal



- Elevator
- Information
- Currency exchange
- Bus
- Taxi
- Railway



**1 Immigration** Please present your passport and immigration card.

**3 Customs** Customers with goods to declare to Customs should follow the red walkway; customers with nothing to declare should follow the green walkway.

**Duty Free Limits**

\* 400 cigarettes and up to 2 bottles of liquor. Perfume is duty free for quantities not exceeding personal use.

● **Customers visiting the third country via Vietnam**

Customers visiting the third country via Vietnam Complete the check-in at the transfer counter located at the middle of the arrival floor. Do not go through the Immigration.

After finishing the check-in, go upstairs from the back of the transfer counter to the departure (2nd) floor and go to the departure gate directly.

● **Customers transiting to the domestic flights in Vietnam**

Go to the Domestic terminal nearby after completing all the procedure of arrival. Complete the check-in at the airlines' check-in counter which you are flying.

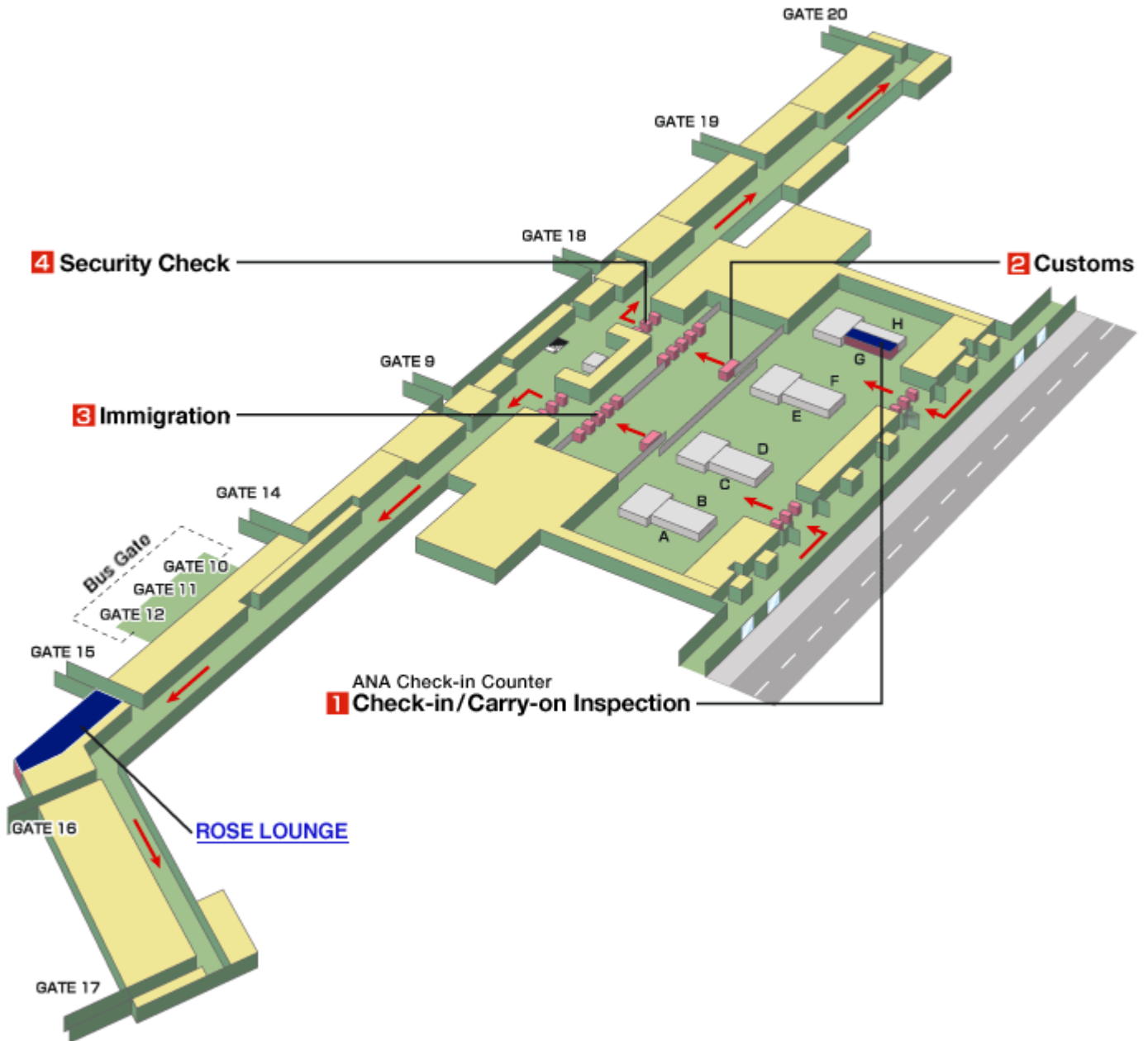
**Departure**








Transportation from Downtown



**Departure Terminal**

**2nd Floor**  
Level 2



 Elevator  Information  Currency exchange  Bus  Taxi  Railway  
 ANA customers departing from Ho Chi Minh International Airport

Visa Approval/Reference Number (if any):



EMBASSY OF VIETNAM  
1233 20<sup>th</sup> Street, NW, Suite 400  
Washington, D.C. 20036

Tel: (202) 861-0737 & (202) 861-2293  
Fax: (202) 861-0917  
<http://www.vietnamembassy.us>

# VISA APPLICATION

(FOR NON-VIETNAMESE  
PASSPORT HOLDERS)

**01 Photo**  
**(2 inches x 2 inches)**  
**Glued photo here**  
**01 additional photo**  
**stapled to this form for a**  
**loose -leaf visa request**

**1. Name (in block letters):**

.....  
Family name      First name      Middle name

**2. Date of birth:**...../...../.....  
Date / Month / Year

**3. Male:**       **Female**

**4. Place of birth:**.....

**5. Nationality at birth:**.....

**Nationality at present:**.....

**6. Passport number:**.....

**Date of issue:**.....

**Date of expiry:**.....

**7. Profession:**.....

**Place of employment:**.....

.....

.....

**Telephone (Office):**.....

**8. Present mailing address:** (P.O Box Not Accepted for USPS express mail)

.....

.....

.....

**\* Email :**.....

**\* Telephone :**.....

**9. Purpose of visit to Vietnam:**

.....

.....

.....

.....

*I solemnly declare that the statements made in this application are true and correct.*

Date:.....

Signature of Applicant .....

**10. Name, address of your contact (sponsor, host, hotel...) in Vietnam (if any)**

.....

.....

.....

.....

.....

.....

**11. Proposed date of entry:**

...../...../.....

Date / Month / Year

**Proposed date of exit:**

..... /...../.....

Date / Month / Year

**12. Requesting a visa good for:**

• Times of entries:

- Single (one time) visit

- Multiple visits

• Length of stay:

- One month

- 03 months

- Less than 6 Months (with an approval only)

- Up to one year (with an approval only)

**Check list:** Before submitting, make sure you have included:

Original Passport (for a **visa sticker request**); or  Passport copy (front photo page, for a **loose-leaf visa request**)

Completed and signed Application with One Photo glued or stapled;

Visa Fee: Money Order (or Cashier's Check); and

Prepaid USPS Express Mail or FedEx Slip, (if you want your visa be returned by mail).

# SEAS OF FAITH

